



NATA LIGHTING CO.,LTD.
www.nata.cn
Email:info@nata.com
Tel:+86-750-3770000 Fax:+86-750-3771111
Address:380JinOu Road,GaoXin Zone,Jiang Men City,Guangdong,China

NT

Client:

LumCAT: 2-2686-L

Luminaire: 92.70.412.00

Report No: 2024301-B020

Ballast type: AC

Test No: 2024301-C020

Voltage(V): 33.980

LampCAT: LUMINUS CXM-14-AC40

Current(A): 0.530

Lamp flux(lm): 2575.0

Power (W): 18.009

Number of Lamps: 1

PF: 0.000

Length(mm): 0

Width(mm): 0

Phm Type: C

Height(mm): 0

Photometric Results

Lumens(lm): 2178.17, Efficiency(%): 84.59% , Luminous Efficacy(lm/W): 120.95

Central intensity(cd): 11068.860, Maximum intensity(cd): 11068.860

Angle of maximum intensity: C=0.0 γ =0.0

Beam Angle(50%Imax): [C0/180]Total=18.8

[C90/270]Total=18.8

Field angle(10%Imax): [C0/180]Total=47.6

[C90/270]Total=47.6

Maximum s/h(1/2): C0_180=0.32 C90_270=0.32

Maximum s/h(1/4): C0_180=0.34 C90_270=0.34

Up flux rate of lamp(%): 0.00%

Down flux rate of lamp(%): 84.59%

Up flux rate of LUM(%): - -

Down flux rate of LUM(%): 100.00%

CIE Type : Direct lighting

Output flux ratio in π solid angle : 97.958%

Equipment: GMS1980
Temperature(°C): 25.0

Date: 2024/3/01
Humidity(%): 60.0%

Operator: NT07
Distance(m): 7.65

| $\gamma(^{\circ})$ | Average I(cd) | Zonal F(lm) | Sum F(lm) | Eff Flux(%) | Eff Sum(%) |
|--------------------|---------------|-------------|-----------|-------------|------------|
| 0.0 | 11068.858 | 0.000 | 0 | 0.00% | 0.00% |
| 1.0 | 10995.120 | 10.557 | 10.557 | 0.41% | 0.48% |
| 2.0 | 10774.782 | 31.246 | 41.803 | 1.21% | 1.92% |
| 3.0 | 10407.627 | 50.661 | 92.465 | 1.97% | 4.25% |
| 4.0 | 9928.986 | 68.073 | 160.538 | 2.64% | 7.37% |
| 5.0 | 9241.932 | 82.472 | 243.01 | 3.20% | 11.16% |
| 6.0 | 8507.840 | 93.280 | 336.29 | 3.62% | 15.44% |
| 7.0 | 7645.584 | 100.264 | 436.554 | 3.89% | 20.04% |
| 8.0 | 6754.652 | 103.060 | 539.614 | 4.00% | 24.77% |
| 9.0 | 5888.885 | 102.469 | 642.083 | 3.98% | 29.48% |
| 10.0 | 5067.961 | 99.155 | 741.238 | 3.85% | 34.03% |
| 11.0 | 4365.325 | 94.258 | 835.496 | 3.66% | 38.36% |
| 12.0 | 3733.648 | 88.533 | 924.03 | 3.44% | 42.42% |
| 13.0 | 3260.274 | 83.000 | 1007.03 | 3.22% | 46.23% |
| 14.0 | 2879.585 | 78.590 | 1085.619 | 3.05% | 49.84% |
| 15.0 | 2556.687 | 74.632 | 1160.251 | 2.90% | 53.27% |
| 16.0 | 2282.802 | 70.912 | 1231.163 | 2.75% | 56.52% |
| 17.0 | 2063.854 | 67.689 | 1298.852 | 2.63% | 59.63% |
| 18.0 | 1877.899 | 64.991 | 1363.843 | 2.52% | 62.61% |
| 19.0 | 1696.553 | 62.188 | 1426.031 | 2.42% | 65.47% |
| 20.0 | 1524.840 | 58.960 | 1484.992 | 2.29% | 68.18% |
| 21.0 | 1395.169 | 56.070 | 1541.062 | 2.18% | 70.75% |
| 22.0 | 1269.046 | 53.539 | 1594.6 | 2.08% | 73.21% |
| 23.0 | 1174.305 | 51.268 | 1645.868 | 1.99% | 75.56% |
| 24.0 | 1087.611 | 49.454 | 1695.322 | 1.92% | 77.83% |
| 25.0 | 997.414 | 47.409 | 1742.731 | 1.84% | 80.01% |
| 26.0 | 911.678 | 45.064 | 1787.795 | 1.75% | 82.08% |
| 27.0 | 815.474 | 42.255 | 1830.05 | 1.64% | 84.02% |
| 28.0 | 723.492 | 38.963 | 1869.014 | 1.51% | 85.81% |
| 29.0 | 629.424 | 35.396 | 1904.41 | 1.37% | 87.43% |
| 30.0 | 541.560 | 31.616 | 1936.026 | 1.23% | 88.88% |
| 31.0 | 450.879 | 27.618 | 1963.644 | 1.07% | 90.15% |
| 32.0 | 362.232 | 23.295 | 1986.939 | 0.90% | 91.22% |
| 33.0 | 296.870 | 19.417 | 2006.356 | 0.75% | 92.11% |
| 34.0 | 232.642 | 16.025 | 2022.381 | 0.62% | 92.85% |
| 35.0 | 190.696 | 13.147 | 2035.528 | 0.51% | 93.45% |
| 36.0 | 146.394 | 10.733 | 2046.261 | 0.42% | 93.94% |
| 37.0 | 111.024 | 8.396 | 2054.657 | 0.33% | 94.33% |

| $\gamma(^{\circ})$ | Average I(cd) | Zonal F(lm) | Sum F(lm) | Eff Flux(%) | Eff Sum(%) |
|--------------------|---------------|-------------|-----------|-------------|------------|
| 38.0 | 96.957 | 6.942 | 2061.599 | 0.27% | 94.65% |
| 39.0 | 86.584 | 6.265 | 2067.864 | 0.24% | 94.94% |
| 40.0 | 77.359 | 5.718 | 2073.582 | 0.22% | 95.20% |
| 41.0 | 69.503 | 5.230 | 2078.811 | 0.20% | 95.44% |
| 42.0 | 62.853 | 4.809 | 2083.62 | 0.19% | 95.66% |
| 43.0 | 56.511 | 4.422 | 2088.042 | 0.17% | 95.86% |
| 44.0 | 51.105 | 4.062 | 2092.103 | 0.16% | 96.05% |
| 45.0 | 46.423 | 3.748 | 2095.851 | 0.15% | 96.22% |
| 46.0 | 42.648 | 3.483 | 2099.335 | 0.14% | 96.38% |
| 47.0 | 39.342 | 3.261 | 2102.596 | 0.13% | 96.53% |
| 48.0 | 36.218 | 3.055 | 2105.65 | 0.12% | 96.67% |
| 49.0 | 33.760 | 2.874 | 2108.524 | 0.11% | 96.80% |
| 50.0 | 31.529 | 2.722 | 2111.246 | 0.11% | 96.93% |
| 51.0 | 29.759 | 2.593 | 2113.839 | 0.10% | 97.05% |
| 52.0 | 28.091 | 2.482 | 2116.321 | 0.10% | 97.16% |
| 53.0 | 26.664 | 2.382 | 2118.703 | 0.09% | 97.27% |
| 54.0 | 25.516 | 2.300 | 2121.003 | 0.09% | 97.38% |
| 55.0 | 24.470 | 2.231 | 2123.234 | 0.09% | 97.48% |
| 56.0 | 23.599 | 2.172 | 2125.407 | 0.08% | 97.58% |
| 57.0 | 22.824 | 2.123 | 2127.529 | 0.08% | 97.68% |
| 58.0 | 22.217 | 2.083 | 2129.612 | 0.08% | 97.77% |
| 59.0 | 21.661 | 2.051 | 2131.663 | 0.08% | 97.86% |
| 60.0 | 21.229 | 2.026 | 2133.689 | 0.08% | 97.96% |
| 61.0 | 20.812 | 2.006 | 2135.696 | 0.08% | 98.05% |
| 62.0 | 20.395 | 1.986 | 2137.681 | 0.08% | 98.14% |
| 63.0 | 19.963 | 1.963 | 2139.644 | 0.08% | 98.23% |
| 64.0 | 19.378 | 1.930 | 2141.575 | 0.07% | 98.32% |
| 65.0 | 18.735 | 1.886 | 2143.461 | 0.07% | 98.41% |
| 66.0 | 18.010 | 1.833 | 2145.294 | 0.07% | 98.49% |
| 67.0 | 17.271 | 1.774 | 2147.068 | 0.07% | 98.57% |
| 68.0 | 16.672 | 1.719 | 2148.788 | 0.07% | 98.65% |
| 69.0 | 16.181 | 1.676 | 2150.464 | 0.07% | 98.73% |
| 70.0 | 15.757 | 1.640 | 2152.104 | 0.06% | 98.80% |
| 71.0 | 15.377 | 1.609 | 2153.713 | 0.06% | 98.88% |
| 72.0 | 15.121 | 1.586 | 2155.299 | 0.06% | 98.95% |
| 73.0 | 14.711 | 1.560 | 2156.859 | 0.06% | 99.02% |
| 74.0 | 14.411 | 1.531 | 2158.39 | 0.06% | 99.09% |
| 75.0 | 14.023 | 1.502 | 2159.892 | 0.06% | 99.16% |

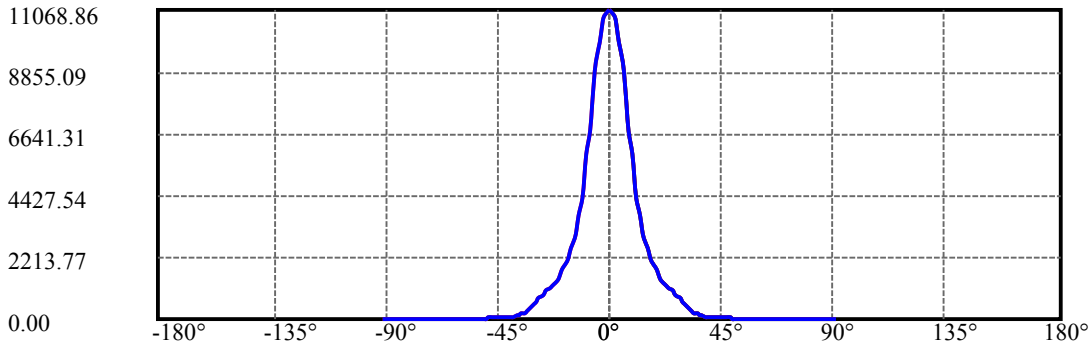
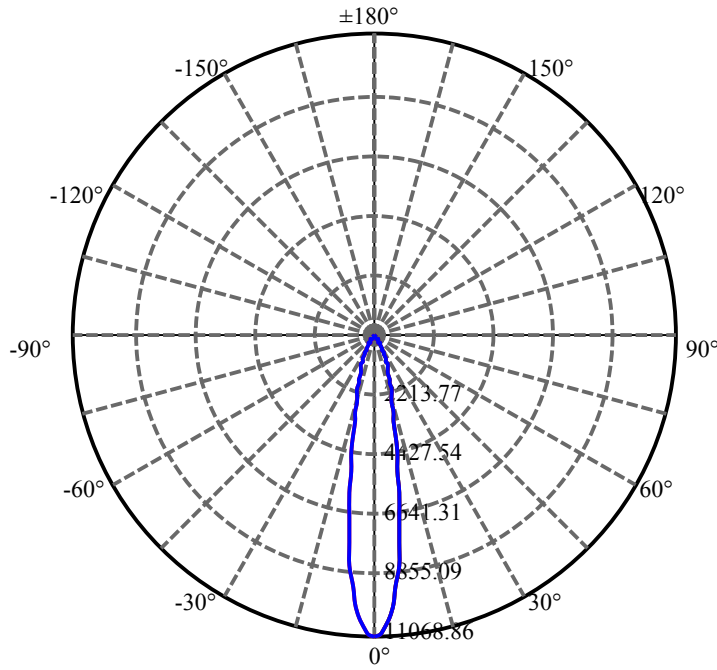
| $\gamma(^{\circ})$ | Average I(cd) | Zonal F(lm) | Sum F(lm) | Eff Flux(%) | Eff Sum(%) |
|--------------------|---------------|-------------|-----------|-------------|------------|
| 76.0 | 13.650 | 1.469 | 2161.361 | 0.06% | 99.23% |
| 77.0 | 13.248 | 1.434 | 2162.796 | 0.06% | 99.29% |
| 78.0 | 12.824 | 1.396 | 2164.191 | 0.05% | 99.36% |
| 79.0 | 12.392 | 1.355 | 2165.546 | 0.05% | 99.42% |
| 80.0 | 11.946 | 1.312 | 2166.858 | 0.05% | 99.48% |
| 81.0 | 11.478 | 1.267 | 2168.125 | 0.05% | 99.54% |
| 82.0 | 11.112 | 1.225 | 2169.35 | 0.05% | 99.60% |
| 83.0 | 10.783 | 1.190 | 2170.54 | 0.05% | 99.65% |
| 84.0 | 10.519 | 1.161 | 2171.701 | 0.05% | 99.70% |
| 85.0 | 10.234 | 1.133 | 2172.833 | 0.04% | 99.75% |
| 86.0 | 9.985 | 1.105 | 2173.938 | 0.04% | 99.81% |
| 87.0 | 9.766 | 1.081 | 2175.019 | 0.04% | 99.86% |
| 88.0 | 9.612 | 1.062 | 2176.081 | 0.04% | 99.90% |
| 89.0 | 9.517 | 1.049 | 2177.129 | 0.04% | 99.95% |
| 90.0 | 9.473 | 1.041 | 2178.171 | 0.04% | 100.00% |

ZONAL LUMEN SUMMARY

| Zone | Lumens | %Lamp | %Fixt |
|---------|---------|--------|---------|
| 0-30 | 1936.03 | 75.19% | 88.88% |
| 0-40 | 2073.58 | 80.53% | 95.20% |
| 0-60 | 2133.69 | 82.86% | 97.96% |
| 0-90 | 2177.13 | 84.55% | 99.95% |
| 0-120 | 2177.13 | 84.55% | 99.95% |
| 0-180 | 2178.17 | 84.59% | 100.00% |
| 60-90 | 43.44 | 1.69% | 1.99% |
| 90-120 | 0.00 | 0.00% | 0.00% |
| 90-130 | 0.00 | 0.00% | 0.00% |
| 90-150 | 0.00 | 0.00% | 0.00% |
| 90-180 | 0.00 | 0.00% | 0.00% |
| 0-25.00 | 1742.54 | 67.67% | 80.00% |

ZONAL LUMEN SUMMARY

| | |
|---------|--------|
| 0-10 | 741.24 |
| 10-20 | 743.75 |
| 20-30 | 451.03 |
| 30-40 | 137.56 |
| 40-50 | 37.66 |
| 50-60 | 22.44 |
| 60-70 | 18.41 |
| 70-80 | 14.75 |
| 80-90 | 10.27 |
| 90-100 | 0.00 |
| 100-110 | 0.00 |
| 110-120 | 0.00 |
| 120-130 | 0.00 |
| 130-140 | 0.00 |
| 140-150 | 0.00 |
| 150-160 | 0.00 |
| 160-170 | 0.00 |
| 170-180 | 0.00 |



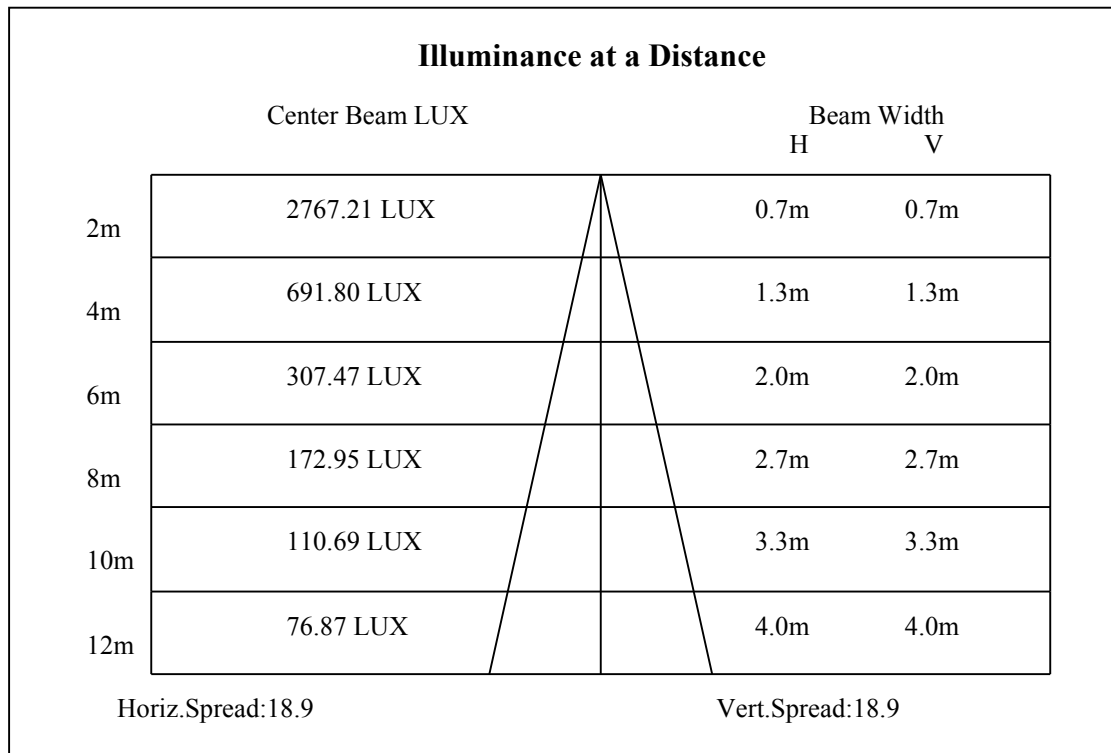
C0(Max): —————

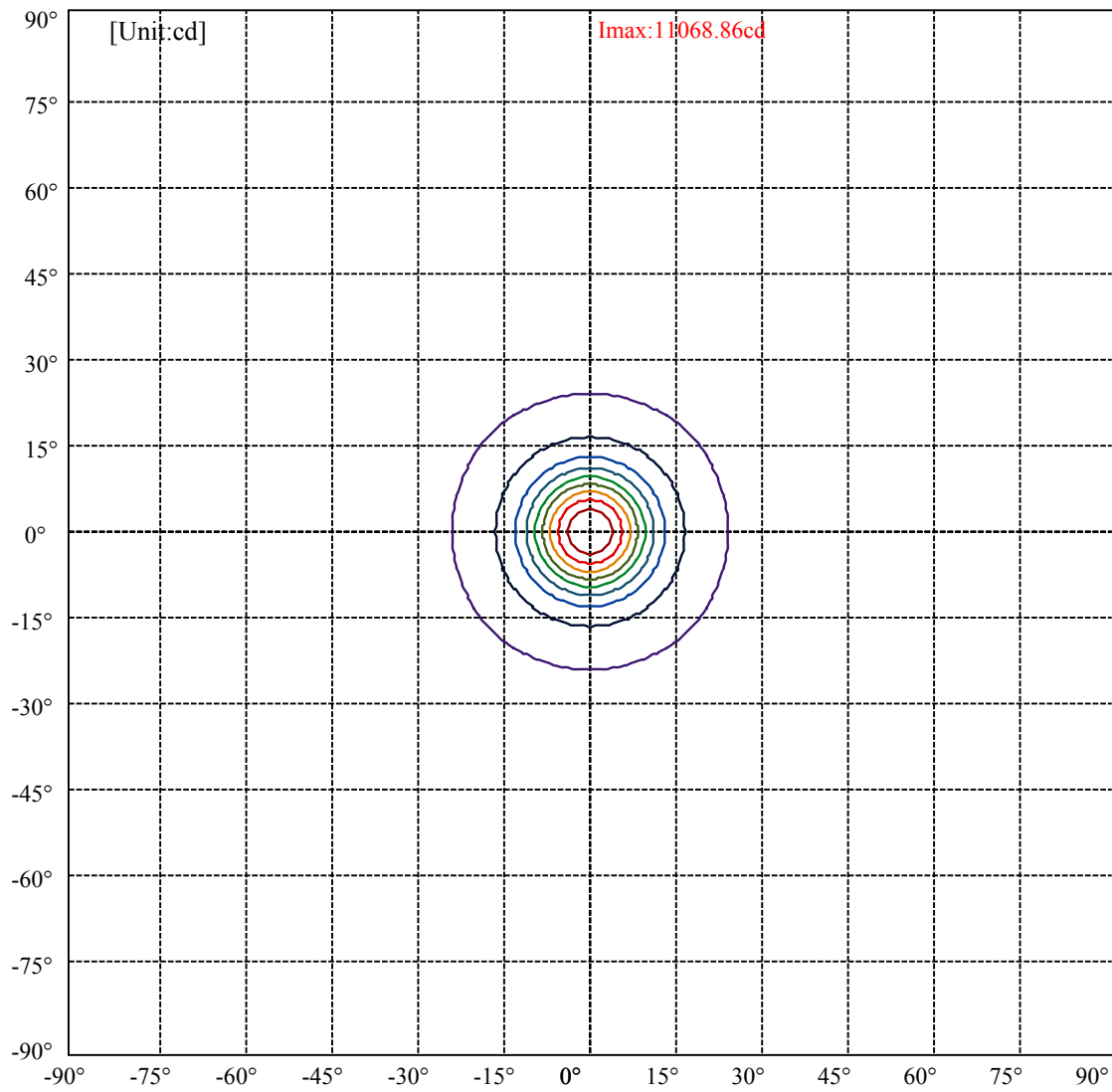
C0/C180: —————

C90/C270: —————

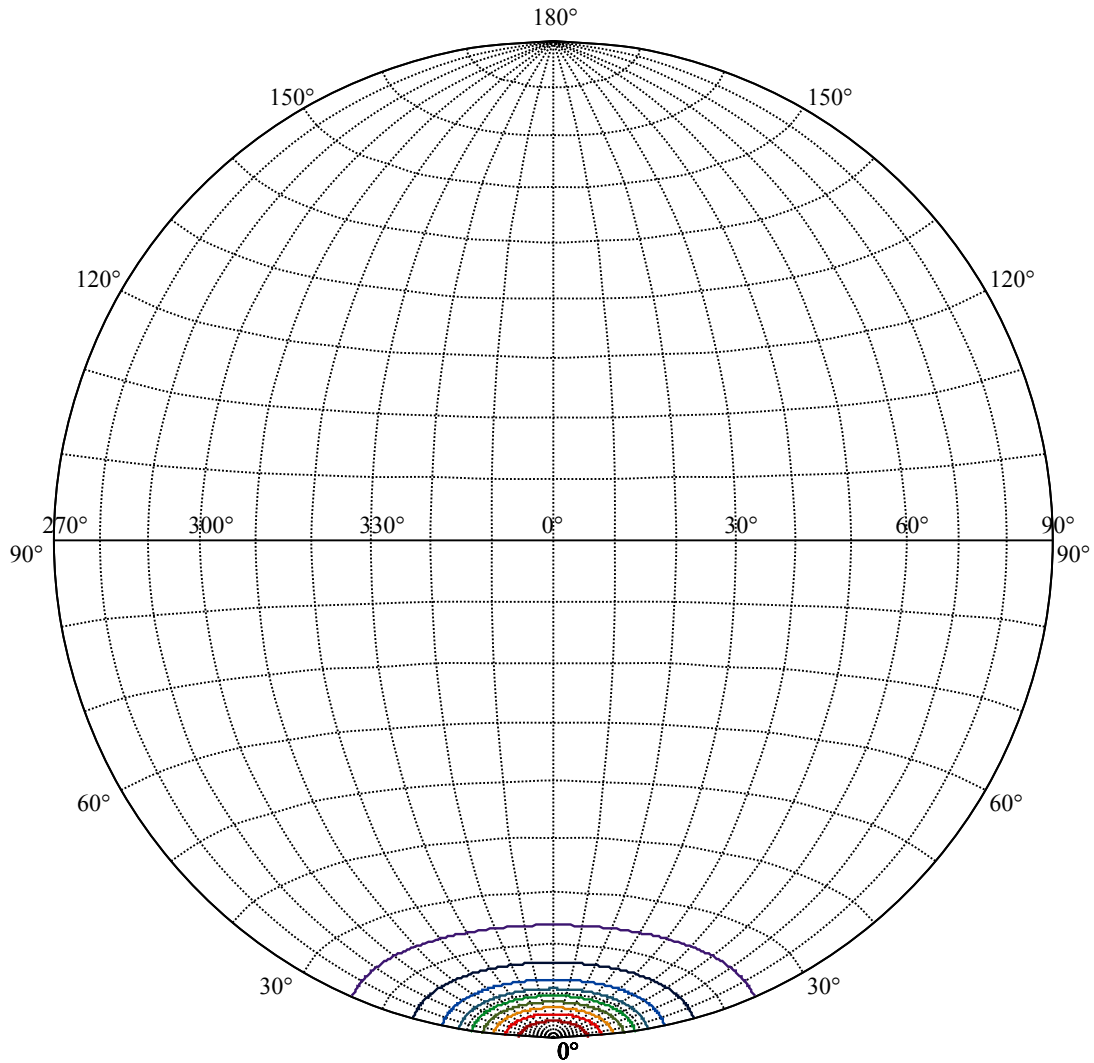
Field angle(10%Imax):C0/180Left:23.8 Right:23.8
:C90/270Left:23.8 Right:23.8

Beam Angle(50%Imax):C0/180Left:9.4 Right:9.4
:C90/270Left:9.4 Right:9.4





| | |
|-------------------|---|
| (10%Imax) 1106.89 | — |
| (20%Imax) 2213.77 | — |
| (30%Imax) 3320.66 | — |
| (40%Imax) 4427.54 | — |
| (50%Imax) 5534.43 | — |
| (60%Imax) 6641.31 | — |
| (70%Imax) 7748.2 | — |
| (80%Imax) 8855.09 | — |
| (90%Imax) 9961.97 | — |



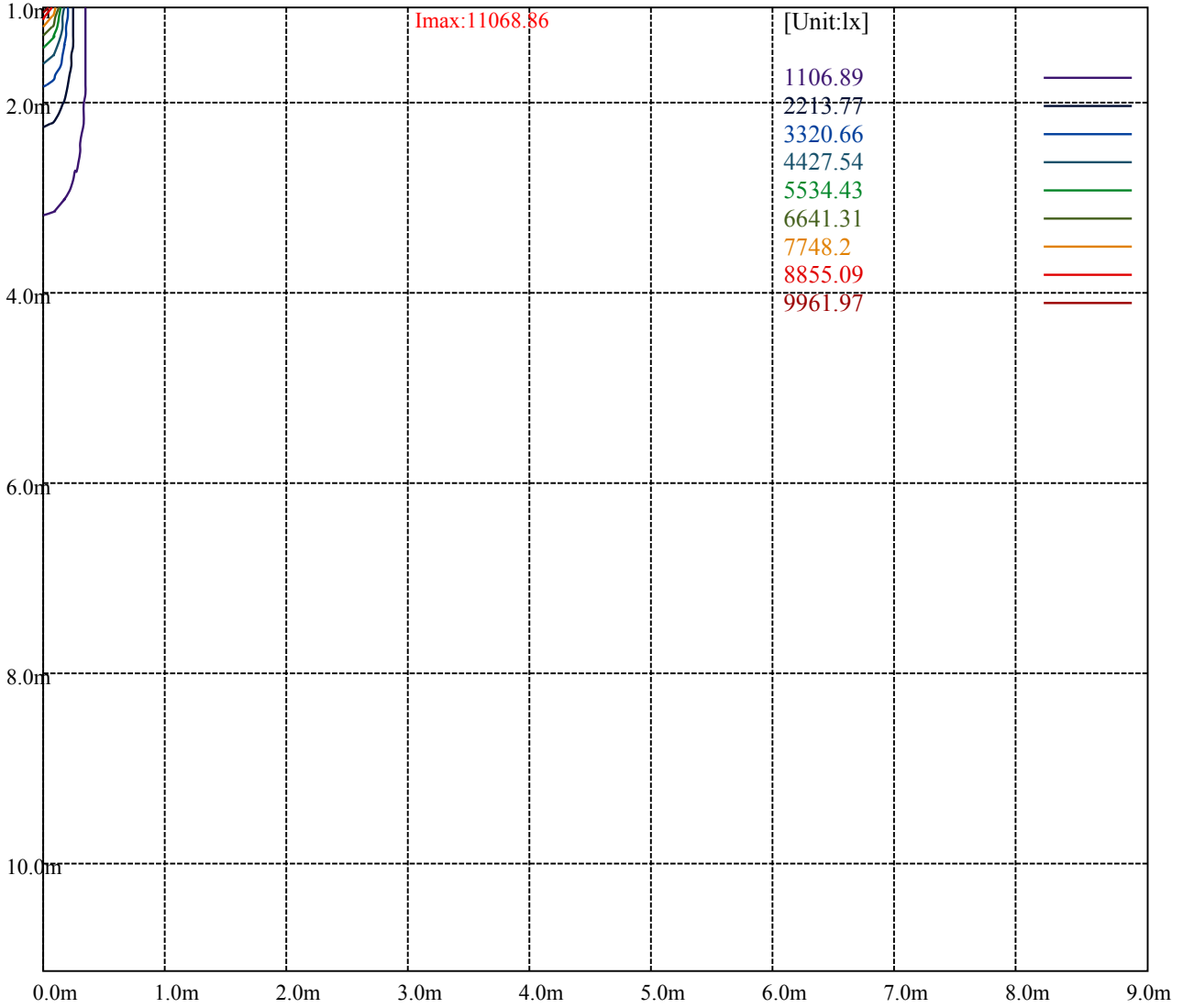
House

[Unit:cd]

Road

Imax:11068.86

| | | |
|-----------|---------|---|
| (10%Imax) | 1106.89 | — |
| (20%Imax) | 2213.77 | — |
| (30%Imax) | 3320.66 | — |
| (40%Imax) | 4427.54 | — |
| (50%Imax) | 5534.43 | — |
| (60%Imax) | 6641.31 | — |
| (70%Imax) | 7748.2 | — |
| (80%Imax) | 8855.09 | — |
| (90%Imax) | 9961.97 | — |



Luminance Table

| γ | 45 | 50 | 55 | 60 | 65 | 70 | 75 | 80 | 85 |
|----------|----|----|----|----|----|----|----|----|----|
| C0 | 0 | 0 | 0 | 0 | 0 | 0 | 0 | 0 | 0 |
| C45 | 0 | 0 | 0 | 0 | 0 | 0 | 0 | 0 | 0 |
| C90 | 0 | 0 | 0 | 0 | 0 | 0 | 0 | 0 | 0 |

| L(Hor)(65) | L(Ver)(65) | L45(65) | L(Hor)(75) | L(Ver)(75) | L45(75) | L(Hor)(85) | L(Ver)(85) | L45(85) |
|------------|------------|---------|------------|------------|---------|------------|------------|---------|
| 0 | 0 | 0 | 0 | 0 | 0 | 0 | 0 | 0 |

Glare Table

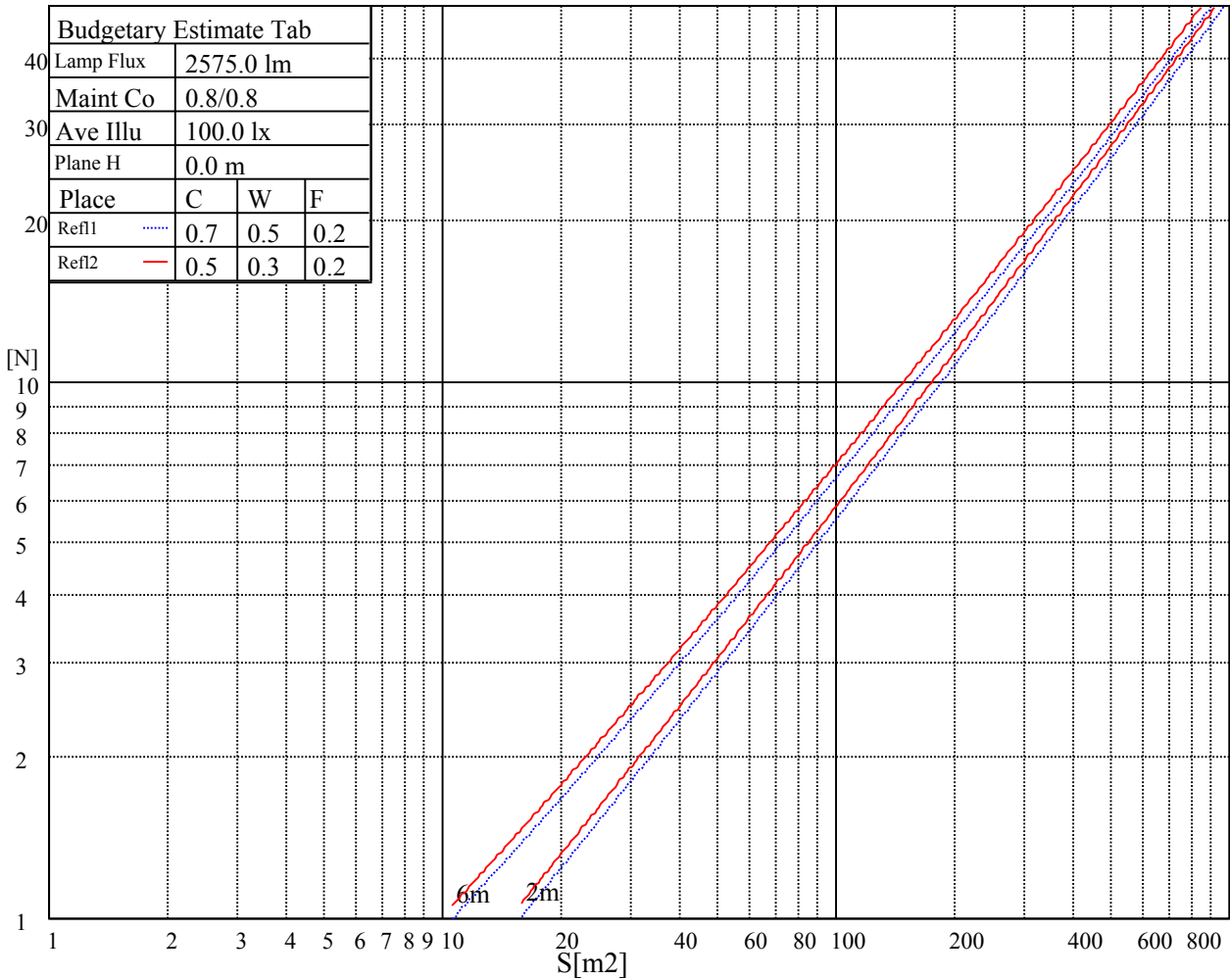
| Glare | Quality | Service Values Illuminance(lx) | | | | | | | |
|-------|---------|--------------------------------|------|------|-------|-------|-------|-------|-------|
| 1.15 | A | 2000 | 1000 | 500 | <=300 | | | | |
| 1.5 | B | | 2000 | 1000 | 500 | <=300 | | | |
| 1.85 | C | | | 2000 | 1000 | 500 | <=300 | | |
| 2.2 | D | | | | 2000 | 1000 | 500 | <=300 | |
| 2.55 | E | | | | | 2000 | 1000 | 500 | <=300 |
| | | a | b | c | d | e | f | g | h |

Luminance Limiting Curve

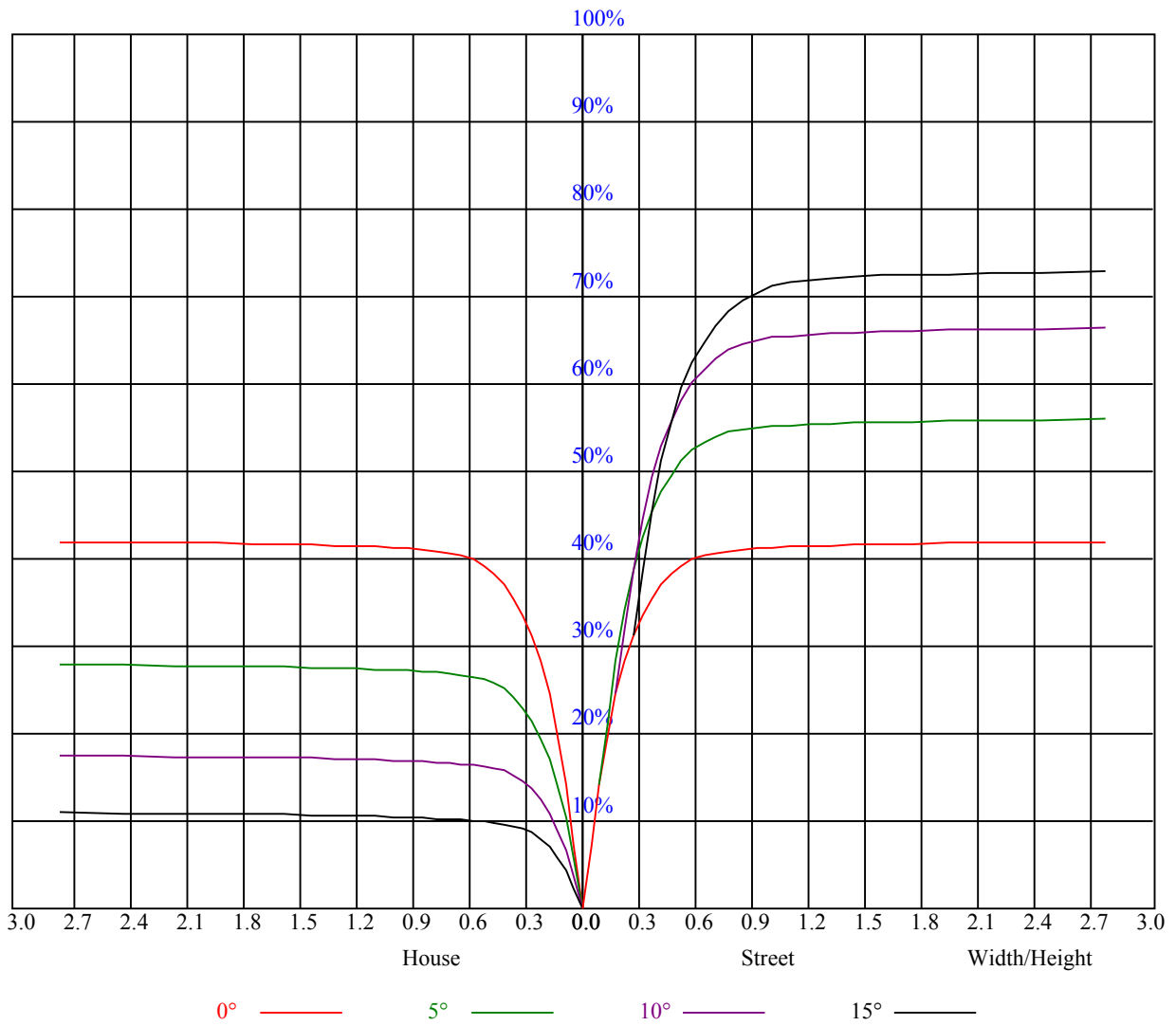


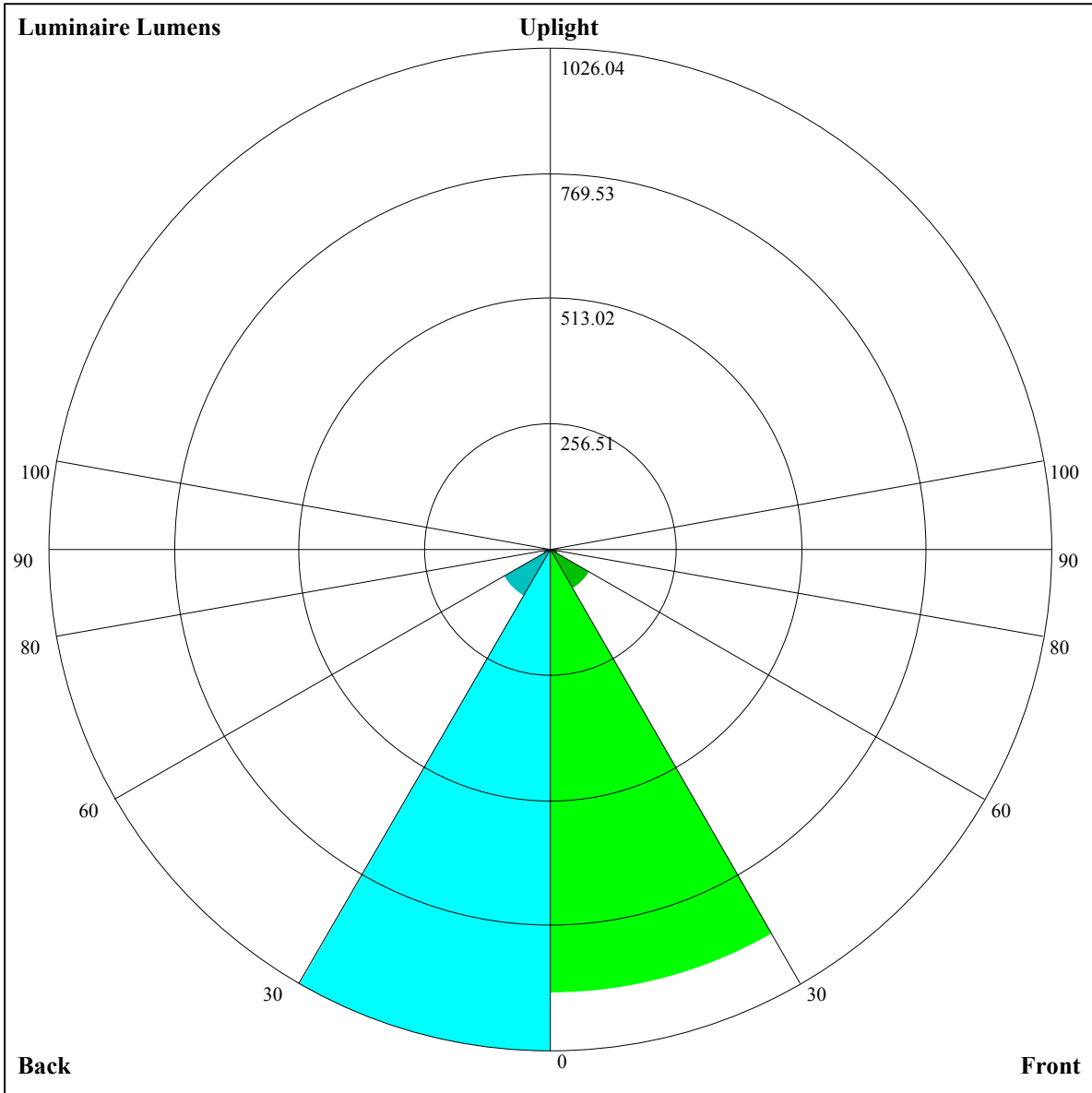
| Illumination assessment according UGR | | | | | | | | | | | |
|---|---------|------------------|-----|-----|-----|---------|----------------|-----|-----|-----|--|
| Rf of Ceiling | 70 | 70 | 50 | 50 | 30 | 70 | 70 | 50 | 50 | 30 | |
| Rf of Wall | 50 | 30 | 50 | 30 | 30 | 50 | 30 | 50 | 30 | 30 | |
| Rf of Floor | 20 | 20 | 20 | 20 | 20 | 20 | 20 | 20 | 20 | 20 | |
| Room dimensions | | Viewed crosswise | | | | | Viewed endwise | | | | |
| X | Y | | | | | | | | | | |
| 2H | 2H | 非数字 | 非数字 | 非数字 | 非数字 | 非数字 | 非数字 | 非数字 | 非数字 | 非数字 | |
| | 3H | 非数字 | 非数字 | 非数字 | 非数字 | 非数字 | 非数字 | 非数字 | 非数字 | 非数字 | |
| | 4H | 非数字 | 非数字 | 非数字 | 非数字 | 非数字 | 非数字 | 非数字 | 非数字 | 非数字 | |
| | 6H | 非数字 | 非数字 | 非数字 | 非数字 | 非数字 | 非数字 | 非数字 | 非数字 | 非数字 | |
| | 8H | 非数字 | 非数字 | 非数字 | 非数字 | 非数字 | 非数字 | 非数字 | 非数字 | 非数字 | |
| 4H | 12H | 非数字 | 非数字 | 非数字 | 非数字 | 非数字 | 非数字 | 非数字 | 非数字 | 非数字 | |
| | 2H | 非数字 | 非数字 | 非数字 | 非数字 | 非数字 | 非数字 | 非数字 | 非数字 | 非数字 | |
| | 3H | 非数字 | 非数字 | 非数字 | 非数字 | 非数字 | 非数字 | 非数字 | 非数字 | 非数字 | |
| | 4H | 非数字 | 非数字 | 非数字 | 非数字 | 非数字 | 非数字 | 非数字 | 非数字 | 非数字 | |
| | 6H | 非数字 | 非数字 | 非数字 | 非数字 | 非数字 | 非数字 | 非数字 | 非数字 | 非数字 | |
| 8H | 8H | 非数字 | 非数字 | 非数字 | 非数字 | 非数字 | 非数字 | 非数字 | 非数字 | 非数字 | |
| | 12H | 非数字 | 非数字 | 非数字 | 非数字 | 非数字 | 非数字 | 非数字 | 非数字 | 非数字 | |
| | 4H | 非数字 | 非数字 | 非数字 | 非数字 | 非数字 | 非数字 | 非数字 | 非数字 | 非数字 | |
| | 6H | 非数字 | 非数字 | 非数字 | 非数字 | 非数字 | 非数字 | 非数字 | 非数字 | 非数字 | |
| | 8H | 非数字 | 非数字 | 非数字 | 非数字 | 非数字 | 非数字 | 非数字 | 非数字 | 非数字 | |
| 12H | 12H | 非数字 | 非数字 | 非数字 | 非数字 | 非数字 | 非数字 | 非数字 | 非数字 | 非数字 | |
| | 4H | 非数字 | 非数字 | 非数字 | 非数字 | 非数字 | 非数字 | 非数字 | 非数字 | 非数字 | |
| | 6H | 非数字 | 非数字 | 非数字 | 非数字 | 非数字 | 非数字 | 非数字 | 非数字 | 非数字 | |
| | 8H | 非数字 | 非数字 | 非数字 | 非数字 | 非数字 | 非数字 | 非数字 | 非数字 | 非数字 | |
| Variation with the observer position at spacings: | | | | | | | | | | | |
| S = 1.0H | 非数字/非数字 | | | | | 非数字/非数字 | | | | | |
| S = 1.5H | 非数字/非数字 | | | | | 非数字/非数字 | | | | | |
| S = 2.0H | 非数字/非数字 | | | | | 非数字/非数字 | | | | | |
| Standard tables: | BK0 | | | | | BK0 | | | | | |
| Uncorrected UGR | 负无穷大 | | | | | 负无穷大 | | | | | |

UGR calculation is based on CIE Publ. 117 ,S/H = 0.25



| RHOCC | 80 | | | 70 | | | 50 | | | 30 | | | 10 | | | 0 |
|-------|--|------|------|------|------|------|------|------|------|------|------|------|------|------|------|------|
| RHOW | 50 | 30 | 10 | 50 | 30 | 10 | 50 | 30 | 10 | 50 | 30 | 10 | 50 | 30 | 10 | 0 |
| RCR | COEFFICIENTS OF UTILIZATION RHOF=20 CU | | | | | | | | | | | | | | | |
| 0 | 1.01 | 1.01 | 1.01 | 0.98 | 0.98 | 0.98 | 0.94 | 0.94 | 0.94 | 0.90 | 0.90 | 0.90 | 0.86 | 0.86 | 0.86 | 0.85 |
| 1 | 0.95 | 0.93 | 0.91 | 0.93 | 0.91 | 0.90 | 0.89 | 0.88 | 0.87 | 0.86 | 0.85 | 0.84 | 0.83 | 0.83 | 0.82 | 0.81 |
| 2 | 0.90 | 0.87 | 0.84 | 0.88 | 0.86 | 0.83 | 0.86 | 0.83 | 0.82 | 0.83 | 0.81 | 0.80 | 0.81 | 0.79 | 0.78 | 0.77 |
| 3 | 0.85 | 0.82 | 0.79 | 0.84 | 0.81 | 0.78 | 0.82 | 0.79 | 0.77 | 0.80 | 0.78 | 0.76 | 0.78 | 0.76 | 0.75 | 0.74 |
| 4 | 0.81 | 0.78 | 0.75 | 0.81 | 0.77 | 0.74 | 0.79 | 0.76 | 0.74 | 0.77 | 0.75 | 0.73 | 0.76 | 0.74 | 0.72 | 0.71 |
| 5 | 0.78 | 0.74 | 0.71 | 0.77 | 0.74 | 0.71 | 0.76 | 0.73 | 0.70 | 0.75 | 0.72 | 0.70 | 0.73 | 0.71 | 0.69 | 0.68 |
| 6 | 0.75 | 0.71 | 0.68 | 0.74 | 0.71 | 0.68 | 0.73 | 0.70 | 0.68 | 0.72 | 0.69 | 0.67 | 0.71 | 0.69 | 0.67 | 0.66 |
| 7 | 0.72 | 0.68 | 0.66 | 0.72 | 0.68 | 0.66 | 0.71 | 0.68 | 0.65 | 0.70 | 0.67 | 0.65 | 0.69 | 0.67 | 0.65 | 0.64 |
| 8 | 0.70 | 0.66 | 0.63 | 0.69 | 0.66 | 0.63 | 0.69 | 0.65 | 0.63 | 0.68 | 0.65 | 0.63 | 0.67 | 0.64 | 0.62 | 0.62 |
| 9 | 0.68 | 0.64 | 0.61 | 0.67 | 0.64 | 0.61 | 0.66 | 0.63 | 0.61 | 0.66 | 0.63 | 0.61 | 0.65 | 0.63 | 0.61 | 0.60 |
| 10 | 0.65 | 0.62 | 0.59 | 0.65 | 0.62 | 0.59 | 0.65 | 0.61 | 0.59 | 0.64 | 0.61 | 0.59 | 0.63 | 0.61 | 0.59 | 0.58 |





Luminaire Lumens:

FL=908.03,FM=91.36,FH=16.48,FVH=5.61

BL=1026.04,BM=109.94,BH=16.77,BVH=5.72

UL=0,UH=0

BUG Rating:B3-U0-G0

Intensity data(cd)

| | | | | | | | | | |
|--------|----------|----------|----------|----------|----------|----------|---------|---------|---------|
| C/γ(°) | 0.0 | 1.0 | 2.0 | 3.0 | 4.0 | 5.0 | 6.0 | 7.0 | 8.0 |
| 0.0 | 10924.45 | 10520.65 | 10064.76 | 9465.49 | 8715.23 | 7677.63 | 6807.40 | 5945.94 | 5131.31 |
| 45.0 | 11118.16 | 10978.29 | 10703.82 | 10183.56 | 9615.31 | 8902.50 | 8086.11 | 7016.91 | 6156.04 |
| 90.0 | 11048.52 | 10822.04 | 10353.86 | 9837.11 | 9181.65 | 8216.62 | 7375.65 | 6514.20 | 5474.25 |
| 135.0 | 11184.29 | 11139.82 | 10903.97 | 10569.22 | 10102.21 | 9339.66 | 8608.13 | 7796.43 | 6733.07 |
| 180.0 | 10924.45 | 11097.09 | 11166.15 | 11076.61 | 10868.86 | 10424.67 | 9941.28 | 9329.13 | 8564.83 |
| 225.0 | 11118.16 | 11140.40 | 11012.24 | 10687.44 | 10269.59 | 9739.37 | 9093.28 | 8116.54 | 7260.95 |
| 270.0 | 11048.52 | 11152.11 | 11140.99 | 10937.91 | 10646.47 | 10212.23 | 9666.81 | 8818.23 | 7979.60 |
| 315.0 | 11184.29 | 11110.56 | 10852.47 | 10503.68 | 10032.57 | 9422.77 | 8484.07 | 7627.30 | 6737.17 |
| 360.0 | 10924.45 | 10520.65 | 10064.76 | 9465.49 | 8715.23 | 7677.63 | 6807.40 | 5945.94 | 5131.31 |
| C/γ(°) | 9.0 | 10.0 | 11.0 | 12.0 | 13.0 | 14.0 | 15.0 | 16.0 | 17.0 |
| 0.0 | 4261.67 | 3695.75 | 3235.77 | 2783.39 | 2499.55 | 2262.54 | 2009.14 | 1838.25 | 1690.19 |
| 45.0 | 5342.58 | 4613.97 | 3861.37 | 3379.15 | 2987.63 | 2596.70 | 2345.06 | 2127.94 | 1901.45 |
| 90.0 | 4726.92 | 3948.57 | 3454.06 | 3054.35 | 2732.47 | 2404.16 | 2181.19 | 1989.82 | 1827.72 |
| 135.0 | 5899.71 | 5118.44 | 4426.12 | 3718.58 | 3269.71 | 2909.21 | 2608.41 | 2295.31 | 2086.97 |
| 180.0 | 7507.32 | 6669.28 | 5847.63 | 5040.60 | 4193.78 | 3654.79 | 3221.14 | 2789.83 | 2506.58 |
| 225.0 | 6398.91 | 5569.64 | 4642.06 | 4024.07 | 3524.28 | 3125.16 | 2721.35 | 2456.83 | 2179.44 |
| 270.0 | 7109.37 | 6061.23 | 5265.91 | 4353.55 | 3780.61 | 3327.65 | 2956.62 | 2579.15 | 2328.08 |
| 315.0 | 5864.60 | 4866.79 | 4189.68 | 3515.51 | 3094.14 | 2756.47 | 2410.60 | 2185.29 | 1990.41 |
| 360.0 | 4261.67 | 3695.75 | 3235.77 | 2783.39 | 2499.55 | 2262.54 | 2009.14 | 1838.25 | 1690.19 |
| C/γ(°) | 18.0 | 19.0 | 20.0 | 21.0 | 22.0 | 23.0 | 24.0 | 25.0 | 26.0 |
| 0.0 | 1521.06 | 1301.01 | 1160.38 | 1138.50 | 1060.02 | 984.17 | 900.72 | 792.22 | 704.03 |
| 45.0 | 1749.88 | 1608.84 | 1442.05 | 1317.40 | 1209.13 | 1122.52 | 1030.05 | 946.37 | 856.24 |
| 90.0 | 1649.22 | 1514.62 | 1292.82 | 1163.37 | 1143.59 | 1067.33 | 986.05 | 879.18 | 789.35 |
| 135.0 | 1909.06 | 1718.86 | 1581.92 | 1453.17 | 1298.67 | 1192.16 | 1106.72 | 1014.84 | 931.74 |
| 180.0 | 2268.39 | 2028.45 | 1847.61 | 1702.48 | 1534.52 | 1404.01 | 1283.46 | 1182.21 | 1081.55 |
| 225.0 | 1989.82 | 1823.62 | 1642.79 | 1508.77 | 1295.16 | 1161.96 | 1141.19 | 1067.10 | 994.18 |
| 270.0 | 2112.72 | 1940.08 | 1730.57 | 1591.29 | 1458.44 | 1329.69 | 1193.92 | 1111.99 | 1036.49 |
| 315.0 | 1823.03 | 1636.93 | 1500.58 | 1286.38 | 1152.83 | 1132.59 | 1058.79 | 985.40 | 899.84 |
| 360.0 | 1521.06 | 1301.01 | 1160.38 | 1138.50 | 1060.02 | 984.17 | 900.72 | 792.22 | 704.03 |
| C/γ(°) | 27.0 | 28.0 | 29.0 | 30.0 | 31.0 | 32.0 | 33.0 | 34.0 | 35.0 |
| 0.0 | 616.30 | 532.26 | 429.61 | 352.31 | 279.27 | 199.39 | 152.69 | 121.32 | 108.97 |
| 45.0 | 766.12 | 655.51 | 569.48 | 485.21 | 383.38 | 307.30 | 307.30 | 163.22 | 129.39 |
| 90.0 | 676.81 | 590.37 | 505.63 | 424.76 | 326.38 | 252.58 | 190.49 | 144.38 | 115.52 |
| 135.0 | 841.61 | 731.00 | 644.39 | 560.12 | 476.43 | 375.19 | 300.86 | 300.86 | 217.47 |
| 180.0 | 1010.16 | 929.98 | 843.95 | 730.42 | 641.47 | 533.20 | 447.76 | 366.41 | 309.06 |
| 225.0 | 888.31 | 798.72 | 711.52 | 623.44 | 514.76 | 429.91 | 349.50 | 257.91 | 193.65 |
| 270.0 | 934.08 | 846.88 | 735.10 | 646.73 | 559.53 | 472.34 | 369.34 | 311.98 | 311.98 |
| 315.0 | 790.40 | 703.21 | 595.70 | 509.50 | 425.81 | 327.96 | 257.03 | 195.06 | 139.52 |
| 360.0 | 616.30 | 532.26 | 429.61 | 352.31 | 279.27 | 199.39 | 152.69 | 121.32 | 108.97 |
| C/γ(°) | 36.0 | 37.0 | 38.0 | 39.0 | 40.0 | 41.0 | 42.0 | 43.0 | 44.0 |
| 0.0 | 98.79 | 89.71 | 79.24 | 71.81 | 65.08 | 59.17 | 52.90 | 48.40 | 44.42 |
| 45.0 | 113.24 | 99.61 | 90.07 | 81.52 | 71.81 | 64.84 | 58.93 | 53.55 | 47.93 |
| 90.0 | 103.70 | 93.28 | 82.22 | 74.21 | 66.95 | 59.05 | 53.67 | 48.87 | 43.83 |
| 135.0 | 123.72 | 108.03 | 93.99 | 84.57 | 76.02 | 66.48 | 60.10 | 54.60 | 49.63 |
| 180.0 | 309.06 | 150.52 | 119.68 | 101.77 | 91.12 | 82.11 | 74.03 | 65.19 | 59.05 |
| 225.0 | 136.12 | 113.53 | 101.65 | 91.18 | 80.00 | 72.10 | 65.08 | 58.93 | 52.26 |
| 270.0 | 168.19 | 126.35 | 111.37 | 100.78 | 89.07 | 80.76 | 73.27 | 64.90 | 59.05 |
| 315.0 | 118.33 | 107.15 | 97.44 | 86.85 | 78.83 | 71.51 | 64.84 | 57.64 | 52.67 |
| 360.0 | 98.79 | 89.71 | 79.24 | 71.81 | 65.08 | 59.17 | 52.90 | 48.40 | 44.42 |

Intensity data(cd)

| | | | | | | | | | |
|--------|-------|-------|-------|-------|-------|-------|-------|-------|-------|
| C/γ(°) | 45.0 | 46.0 | 47.0 | 48.0 | 49.0 | 50.0 | 51.0 | 52.0 | 53.0 |
| 0.0 | 41.02 | 37.28 | 34.82 | 32.19 | 30.43 | 28.79 | 27.10 | 25.93 | 24.87 |
| 45.0 | 44.01 | 40.61 | 37.57 | 34.35 | 32.19 | 29.85 | 28.32 | 27.10 | 25.63 |
| 90.0 | 40.38 | 37.40 | 34.76 | 32.01 | 30.14 | 28.56 | 27.15 | 25.69 | 24.76 |
| 135.0 | 44.42 | 41.08 | 38.04 | 35.35 | 32.60 | 30.61 | 28.97 | 27.33 | 26.10 |
| 180.0 | 53.72 | 49.04 | 44.07 | 40.61 | 37.69 | 34.53 | 32.36 | 29.96 | 28.32 |
| 225.0 | 47.75 | 43.77 | 40.38 | 36.81 | 34.35 | 31.78 | 29.96 | 28.38 | 26.80 |
| 270.0 | 52.73 | 48.34 | 44.59 | 41.32 | 37.81 | 35.35 | 33.24 | 31.37 | 29.32 |
| 315.0 | 47.34 | 43.66 | 40.50 | 37.10 | 34.88 | 32.77 | 30.96 | 28.97 | 27.51 |
| 360.0 | 41.02 | 37.28 | 34.82 | 32.19 | 30.43 | 28.79 | 27.10 | 25.93 | 24.87 |
| C/γ(°) | 54.0 | 55.0 | 56.0 | 57.0 | 58.0 | 59.0 | 60.0 | 61.0 | 62.0 |
| 0.0 | 23.70 | 22.88 | 22.24 | 21.65 | 21.19 | 20.72 | 20.31 | 19.78 | 19.25 |
| 45.0 | 24.70 | 23.82 | 23.00 | 22.30 | 21.77 | 21.42 | 20.95 | 20.54 | 20.25 |
| 90.0 | 23.82 | 22.94 | 22.30 | 21.71 | 21.30 | 20.95 | 20.60 | 20.25 | 19.84 |
| 135.0 | 25.11 | 24.05 | 23.29 | 22.71 | 22.00 | 21.59 | 21.24 | 20.89 | 20.48 |
| 180.0 | 26.98 | 25.46 | 24.46 | 23.58 | 22.82 | 22.00 | 21.54 | 21.13 | 20.72 |
| 225.0 | 25.63 | 24.64 | 23.76 | 22.88 | 22.30 | 21.83 | 21.36 | 20.95 | 20.66 |
| 270.0 | 27.86 | 26.69 | 25.63 | 24.40 | 23.64 | 22.82 | 22.30 | 21.77 | 21.36 |
| 315.0 | 26.34 | 25.28 | 24.11 | 23.35 | 22.71 | 21.95 | 21.54 | 21.19 | 20.60 |
| 360.0 | 23.70 | 22.88 | 22.24 | 21.65 | 21.19 | 20.72 | 20.31 | 19.78 | 19.25 |
| C/γ(°) | 63.0 | 64.0 | 65.0 | 66.0 | 67.0 | 68.0 | 69.0 | 70.0 | 71.0 |
| 0.0 | 18.67 | 17.91 | 17.15 | 16.44 | 15.68 | 15.33 | 15.22 | 14.92 | 14.69 |
| 45.0 | 19.78 | 19.14 | 18.49 | 17.73 | 16.97 | 16.39 | 16.15 | 16.09 | 16.15 |
| 90.0 | 19.37 | 18.61 | 17.85 | 17.21 | 16.62 | 16.50 | 16.74 | 16.74 | 16.39 |
| 135.0 | 20.13 | 19.55 | 18.96 | 18.14 | 17.38 | 16.62 | 15.92 | 15.33 | 14.81 |
| 180.0 | 20.37 | 19.96 | 19.55 | 18.90 | 18.26 | 17.56 | 16.74 | 16.09 | 15.63 |
| 225.0 | 20.31 | 19.84 | 19.25 | 18.55 | 17.67 | 16.91 | 16.15 | 15.57 | 15.10 |
| 270.0 | 20.89 | 20.42 | 19.90 | 19.08 | 18.32 | 17.56 | 16.74 | 16.04 | 15.51 |
| 315.0 | 20.19 | 19.61 | 18.73 | 18.02 | 17.26 | 16.50 | 15.80 | 15.27 | 14.75 |
| 360.0 | 18.67 | 17.91 | 17.15 | 16.44 | 15.68 | 15.33 | 15.22 | 14.92 | 14.69 |
| C/γ(°) | 72.0 | 73.0 | 74.0 | 75.0 | 76.0 | 77.0 | 78.0 | 79.0 | 80.0 |
| 0.0 | 14.40 | 14.05 | 13.87 | 13.46 | 13.11 | 12.82 | 12.47 | 12.00 | 11.41 |
| 45.0 | 15.98 | 15.74 | 15.57 | 15.04 | 14.92 | 14.28 | 13.75 | 12.93 | 12.11 |
| 90.0 | 16.33 | 15.57 | 15.16 | 14.57 | 14.05 | 13.28 | 12.76 | 12.29 | 11.82 |
| 135.0 | 14.34 | 13.99 | 13.64 | 13.28 | 12.93 | 12.70 | 12.29 | 11.94 | 11.65 |
| 180.0 | 15.80 | 15.63 | 15.27 | 15.04 | 14.46 | 14.16 | 13.64 | 13.28 | 12.87 |
| 225.0 | 14.69 | 14.28 | 14.05 | 13.81 | 13.52 | 13.17 | 12.82 | 12.52 | 12.11 |
| 270.0 | 15.04 | 14.51 | 14.16 | 13.75 | 13.40 | 13.05 | 12.70 | 12.35 | 12.00 |
| 315.0 | 14.40 | 13.93 | 13.58 | 13.23 | 12.82 | 12.52 | 12.17 | 11.82 | 11.59 |
| 360.0 | 14.40 | 14.05 | 13.87 | 13.46 | 13.11 | 12.82 | 12.47 | 12.00 | 11.41 |
| C/γ(°) | 81.0 | 82.0 | 83.0 | 84.0 | 85.0 | 86.0 | 87.0 | 88.0 | 89.0 |
| 0.0 | 10.77 | 10.59 | 10.36 | 10.18 | 9.89 | 9.71 | 9.54 | 9.54 | 9.54 |
| 45.0 | 11.59 | 10.94 | 10.59 | 10.42 | 10.18 | 9.83 | 9.66 | 9.54 | 9.42 |
| 90.0 | 11.12 | 10.65 | 10.42 | 10.18 | 9.89 | 9.71 | 9.54 | 9.36 | 9.48 |
| 135.0 | 11.29 | 11.06 | 10.77 | 10.53 | 10.24 | 9.89 | 9.77 | 9.60 | 9.42 |
| 180.0 | 12.41 | 12.00 | 11.47 | 11.00 | 10.59 | 10.42 | 10.07 | 9.89 | 9.71 |
| 225.0 | 11.70 | 11.29 | 10.94 | 10.59 | 10.36 | 10.07 | 9.83 | 9.66 | 9.60 |
| 270.0 | 11.65 | 11.35 | 11.00 | 10.77 | 10.48 | 10.18 | 9.95 | 9.71 | 9.54 |
| 315.0 | 11.29 | 11.00 | 10.71 | 10.48 | 10.24 | 10.07 | 9.77 | 9.60 | 9.42 |
| 360.0 | 10.77 | 10.59 | 10.36 | 10.18 | 9.89 | 9.71 | 9.54 | 9.54 | 9.54 |

Intensity data(cd)

| | |
|--------|------|
| C/γ(°) | 90.0 |
| 0.0 | 9.54 |
| 45.0 | 9.42 |
| 90.0 | 9.42 |
| 135.0 | 9.48 |
| 180.0 | 9.71 |
| 225.0 | 9.42 |
| 270.0 | 9.36 |
| 315.0 | 9.42 |
| 360.0 | 9.54 |